

SS

Forceps.

922

OCTAGON JOINTS, EXTRA QUALITY.

These Forceps, for quality and adaptation, are not equaled by those of any other manufacturer. In ordering, state the number of the cut.

Price, per pair (excepting Nos. 29, 30, 62, 66, 67)	\$3.00
“ “ Nos. 29, 30, and 62	2.75
“ “ Nos. 66 and 67	3.50

Nickel-Plated, 50 cents each additional. Silver-Plated, \$1.00 each additional.

(See Plain Line Forceps, Page 17.)

ROOT FORCEPS.



No. 1—Root, Upper Front, straight. Four sizes: Long slender, large, medium, and small.



No. 2—Root, Upper or Lower, half curved. Three sizes: Large, medium, and small.



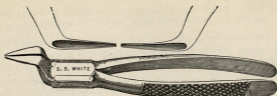
No. 3—Root, Lower, full curved. Three sizes: Large, medium, and small.



No. 35—Root, bayonet-shape.

SS

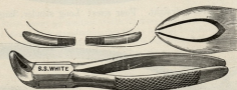
988



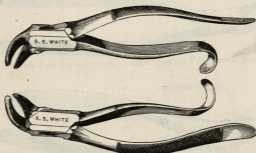
No. 65—Root, bayonet-shape, slender beak, for difficult roots in the Upper Jaw, and roots of Front Teeth in the Lower Jaw (Arrington's).



No. 7—Root, Upper Back, universal.

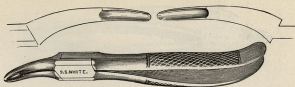


No. 49—Root, Lower Molar, with crowns, for either side.



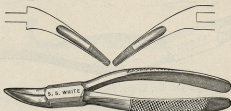
No. 50—Root, Lower, right and left,—two pairs.

68




No. 63—Spicula, universal.


968



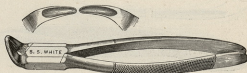
No. 69—Fragment or Small Root, universal (Tomes's).

ALVEOLAR FORCEPS.

No. 32—Alveolar, bayonet-shape (Parmly's).



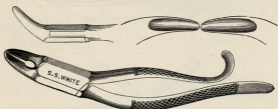
No. 33—Alveolar, straight beak (Parmly's).



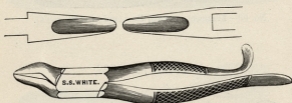
No. 34—Alveolar, curved beak (Parmly's).



No. 39—Alveolar, half curved (Parmly's).




No. 52—Alveolar, Lower, for either side (Parmly's).



No. 58—Alveolar, Upper Incisor and Cuspid.



No. 41—Alveolar, long beak, half curved.




No. 42—Alveolar, Upper Back, long beak.

88




No. 43—Alveolar, long beak, straight.


92



No. 44—Alveolar, long beak, full curved.



No. 61—Alveolar Nipping, Back, for cutting away processes after extraction.



No. 64—Alveolar Nipping, Front, for cutting away processes after extraction.

SS

FORCEPS FOR CROWDED TEETH.

988



No. 36—Crowded Teeth, narrow beak, half curved.




No. 37—Crowded Teeth, narrow beak, full curved.



No. 38—Crowded Teeth, narrow beak, straight.

INCISOR FORCEPS.

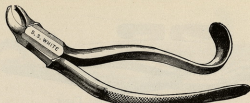
No. 13—Incisor, Upper, with or without hook on handle.




No. 48—Incisor, Upper Lateral.

SS

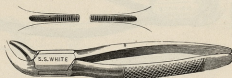
988



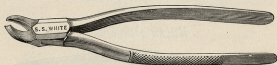
No. 9—Incisor, Lower, hawk bill.



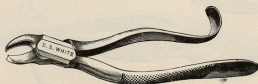
No. 14—Incisor or Bicuspid, Lower, for either side.



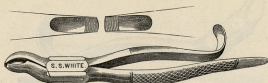
No. 46—Incisor, Lower, and Crowded Teeth, hawk bill

BICUSPID FORCEPS.

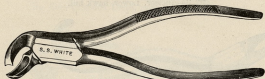
No. 4—Bicuspid, Upper or Lower, half curved.



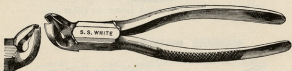
No. 11—Bicuspid or Canine, Upper.




No. 40—Bicuspid or Incisor, Upper.



No. 21—Bicuspid or Canine, Lower.




No. 25—Bicuspid, Lower, safety.




No. 26—Bicuspid, Upper, safety.

MOLAR FORCEPS.



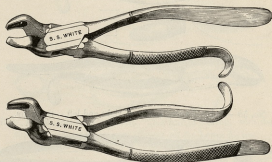
No. 18—Molar, Upper, right and left (Harris's),—two pairs.

88




No. 19—Molar, Upper, right and left,—two pairs.

98



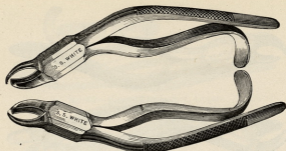
No. 53—Molar, Upper, right and left, with or without hook on handle,—two pairs.



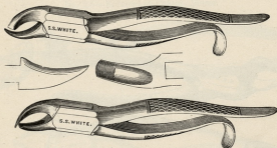
No. 24—Molar, Upper, for either side.

SS

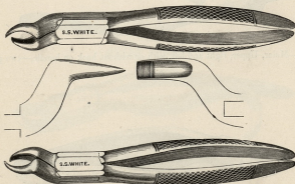
900



No. 20—Molar, Upper, cow horn, right and left,—two pairs, which, with No. 16, make an invaluable set for the extraction of Molar Roots when the crowns are decayed below the process.




No. 59—Molar, Upper, cow horn, right and left,—two pairs.




No. 57—Molar, Upper, cow horn, right and left, with or without hook on handle,—two pairs.

88

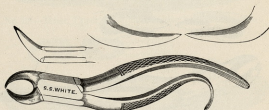
98



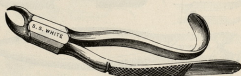
No. 45—Molar, Upper, cow horn, for either side.




No. 55—Molar, Lower, cow horn, right side.



No. 56—Molar, Lower, cow horn, left side. This pair of Forceps, with the No. 55 for the right side, makes a very efficient set for Lower Molars.

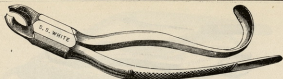


No. 16—Molar, Lower, cow horn, for either side.




No. 23—Molar, Lower, cow horn, for either side.

98




No. 15—Molar, Lower, for either side (Harris's).



No. 17—Molar, Lower, pointed beak, for either side



No. 27—Molar, Lower, plain beak, for either side.



No. 60—Molar, Lower, for either side (Wolverton's).



No. 51—Molar, Lower, for either side (Wolverton's).

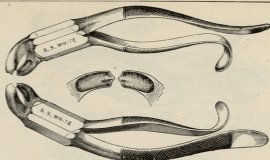


No. 47—Molar, Lower, for either side (Hutchinson's).


98

88

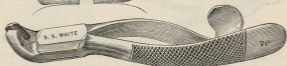
988



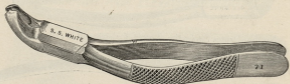
No. 28—Molar, Lower, right and left,—two pairs.



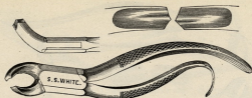
No. 68—Molar, Upper, straight, for either side (Stellwagen's).



No. 70—Molar, Lower, for either side. This is like No. 15 (Harris's), except that the handles are bent upwards so as to avoid striking the upper incisors.



No. 71—Molar, Lower, for either side. It is curved in the handles, the reverse of No. 70, so as to bow over the lower incisors. The advantage in this construction is, that all the force of the hand tends to draw the tooth out of its socket without a separate lifting action. The inner faces of the beaks are smooth, except on the edges.

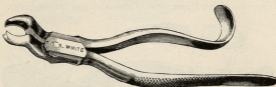


No. 54—Molar, Lower, left side. This pair of Forceps, with No. 28 for the right side, makes a very efficient set for Lower Molars.

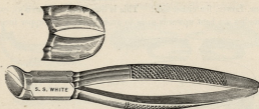
DENTES SAPIENTIAE FORCEPS.




No. 8—Dentes Sapieniae, Upper, for either side.



No. 10—Dentes Sapieniae, Upper, for either side, with or without hook on handle.

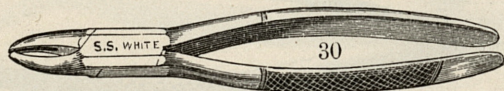
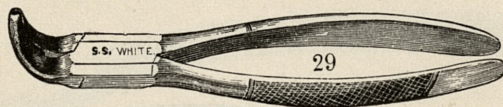


No. 5—Dentes Sapieniae, Lower, for either side (Physick's).

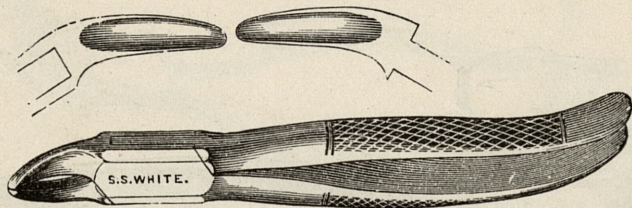


No. 22—Dentes Sapieniae, Lower, for either side.

CHILDREN'S FORCEPS.



Nos. 29 and 30—Children's Teeth, curved and straight.



No. 62—Children's, and Universal Root.